



District Report Card: 2017


State: Punjab	District: Rupnagar
Class: 8	Subject: Language
Schools: 51	Students: 1085


Participation/Coverage


Students

<div>GENDER</div> <div></div>	Boys		Girls	
	Number	%	Number	%
	618	56.96	467	43.04

<div>AREA</div> <div></div>	Rural		Urban	
	Number	%	Number	%
	911	83.96	174	16.04

<div>CATEGORY</div> <div></div>	SC		ST		OBC		GEN	
	Number	%	Number	%	Number	%	Number	%
	494	45.53	4	0.37	330	30.41	257	23.69

<div>CWSN</div> <div></div>	LD	VI	HI	S&LD	ID	Oth
	3	6	0	10	2	80

<div>Management</div> <div></div>	Government		Government-aided	
	Number	%	Number	%
	1021	94.10	64	5.90

Average Performance of Students in Language (%)

Overall	Gender		Area		Management		Social Group			
	Male	Female	Rural	Urban	Govt.	Aided	SC	ST	OBC	GEN
49.54	47.61	52.11	50.41	44.98	49.10	56.67	47.10	58.33	50.22	53.23

Performance on Learning Outcomes (LOs)

Learning Outcomes	Description	Average Performance(%)
L813	Read textual/non-textual materials with comprehension and identifies the details, characters, main idea and sequence of ideas and events while reading	49.54

Range of Performance of Students who Answered Correctly							
Below 30%		30% - 50%		50% - 75%		Above 75%	
Number	%	Number	%	Number	%	Number	%
227	20.92	279	25.71	428	39.45	151	13.92

Lowest Performing Learning Outcomes (LOs)

1 - Read textual/non-textual materials with comprehension and identifies the details, characters, main idea and sequence of ideas and events while reading (49.54)